



NOMBRE:

FECHA:

101.

 Repasa, pinta y copia.




l l l l l l L L L L L

lo li la lu le

 Rodea los dibujos que lleven "l".




 Rodea la letra "l".

l e o a o
 a u l
 i l i
 l i u a
 i u a
 e l i
 l i o
 e i l a l u
 i l o e o a
 l e l e l u e


 Rodea la letra "l".



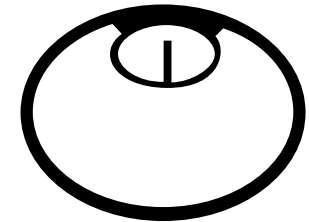
pistola



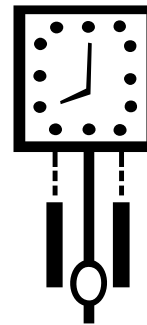
lámpara



plátanos



báscula





reloj





escalera

 Copia los dibujos de la izquierda en los recuadros de la derecha o inventa tu otros.



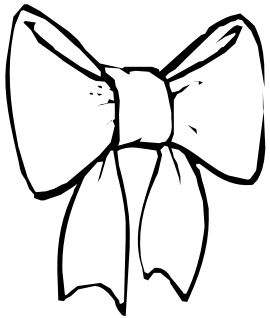
la

lo



li

le



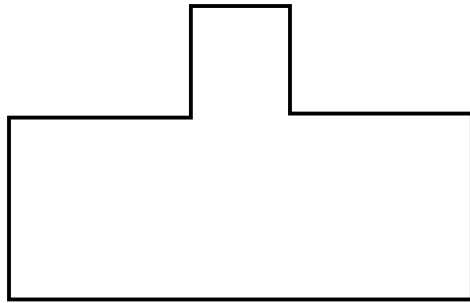
lu

la

la le li lo lu



Recorta y pega las letras para formar la palabra.
Comienza por la que tiene el número 1.



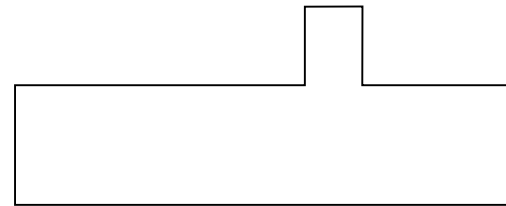

l

a

¹a



Recorta y pega las letras para formar la palabra.
Comienza por la que tiene el número 1.



u





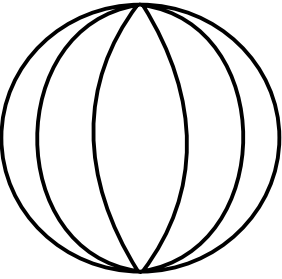







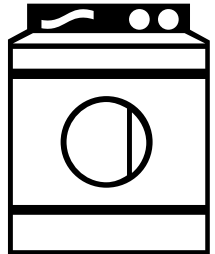






a

¹a


l



la le li lo lu

 Mira si los nombres tienen la, le, li, lo, lu, y escríbelo.

 	_____		_____		_____		_____	
	_____		_____		_____		_____	
	_____		_____		_____		_____	
	_____		_____		_____		_____	

la le li lo lu

 Junta las sílabas para formar la palabra.



au la
↓ ↓
aula

Lo la
↓ ↓

li la
↓ ↓

lí o
↓ ↓

Handwriting practice lines for the word 'aula'.

Handwriting practice lines for the word 'Lo la'.

Handwriting practice lines for the word 'li la'.

Handwriting practice lines for the word 'lí o'.


la le li lo lu


 Escribe el nombre.












 Escribe la sílaba por la que empieza.

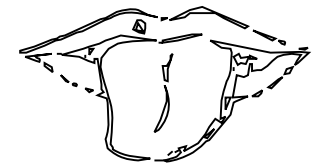













la le li lo lu



Lee, copia y dibuja.

lila



olía



oía



olé



Lola




ele



Escribe los nombres de los dibujos.










al el il ol ul

 Escribe "el" o "la" según convenga.

el




la





la



el
















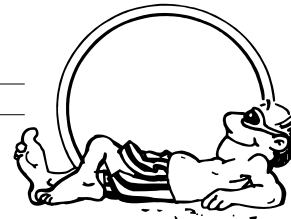

























al el il ol ul

 Observa, une y copia.


al



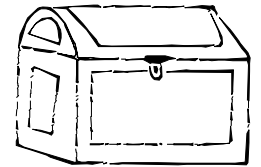
al




el



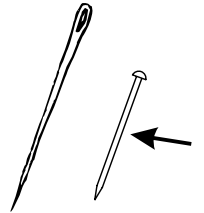
el



il




il



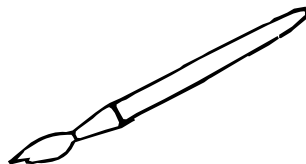
ol



ol



ul



ul

