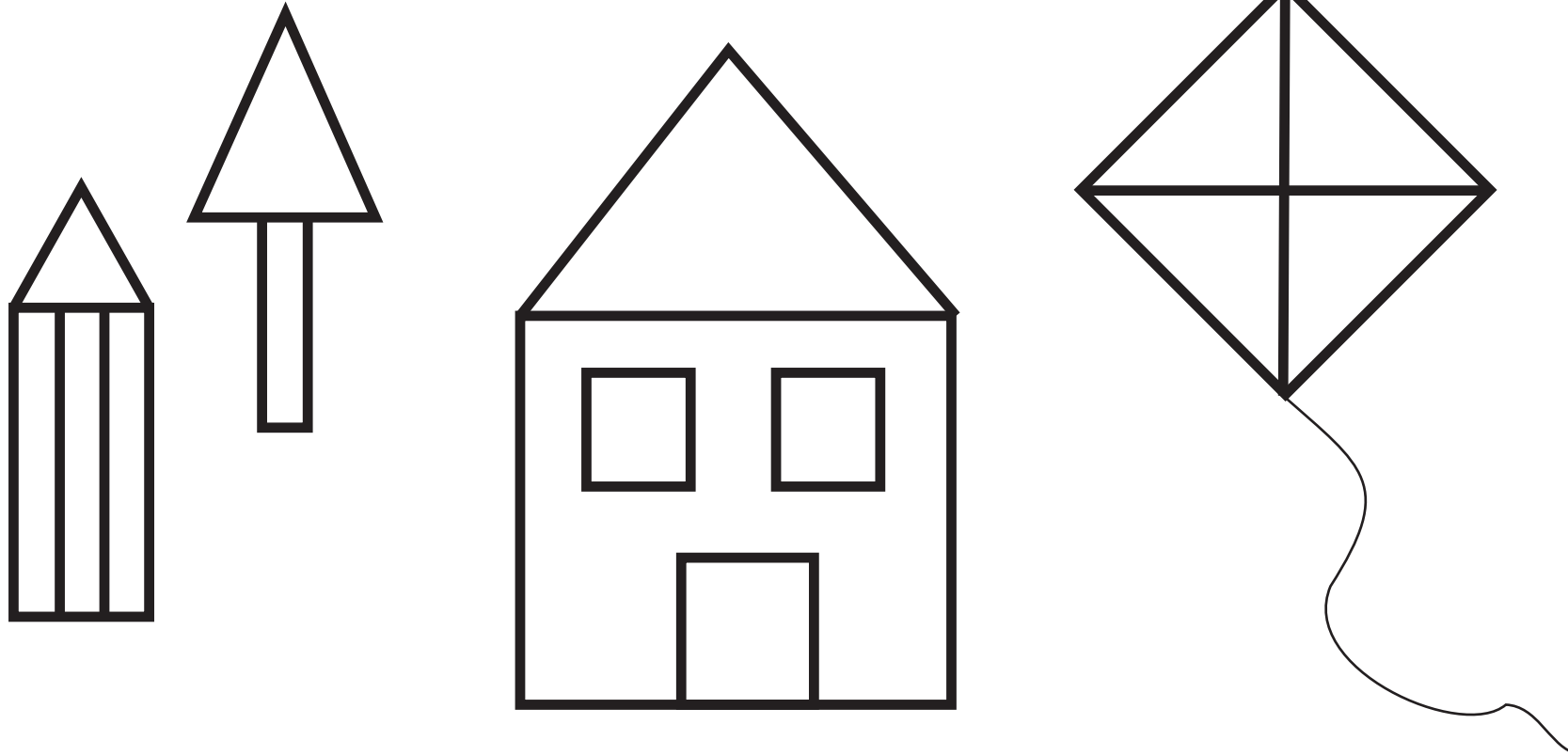


NOMBRE:

EL BUS DE INFANTIL

FECHA:

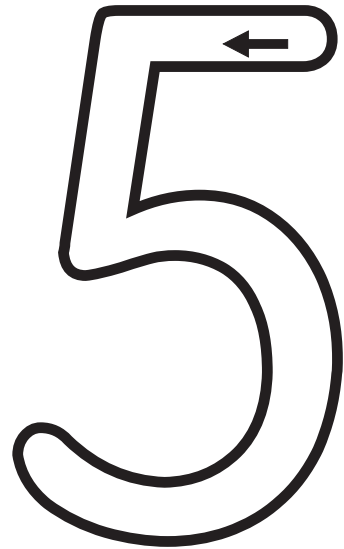


COLOREAR LOS TRIÁNGULOS




NOMBRE:

EL BUS DE INFANTIL

FECHA:



CINCO




NUMERO CINCO. REPASAR CON ROTULADORES

NOMBRE:

EL BUS DE INFANTIL

FECHA:

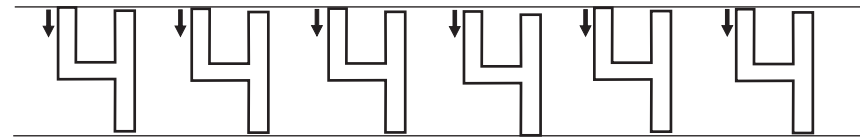
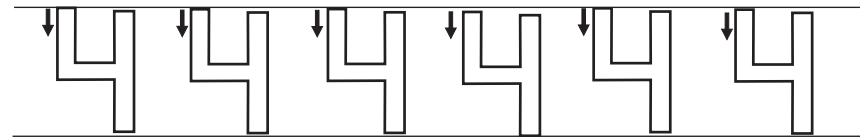
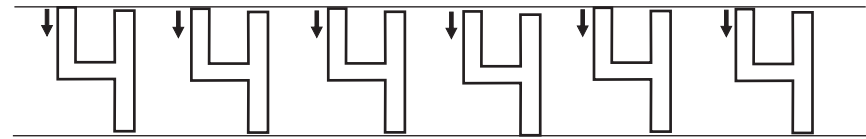
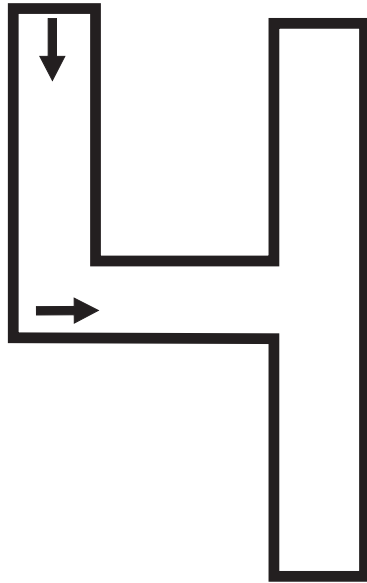


RESEGUIR EL CAMINO SIN SALIRSE. COLOREAR DE NARANJA LA ZANAHORIA

NOMBRE:

EL BUS DE INFANTIL

FECHA:



CUATRO

NUMERO CUATRO. REPASAR CON ROTULADORES




NOMBRE:

EL BUS DE INFANTIL

FECHA:



SEIS






NUMERO SEIS. REPASAR CON ROTULADOR

NOMBRE:

EL BUS DE INFANTIL

FECHA:



CONJUNTOS HASTA CINCO ELEMENTOS

NOMBRE:

EL BUS DE INFANTIL

FECHA:




ROJO



AMARILLO



AZUL




SEGUIR MODELO

EL BUS DE INFANTIL

NOMBRE:

FECHA:

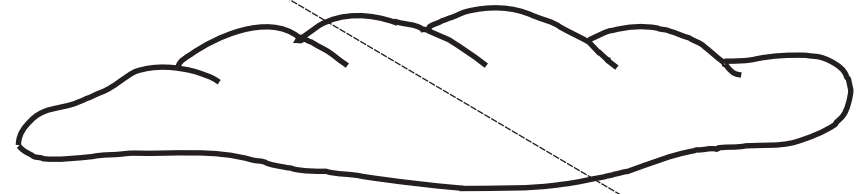
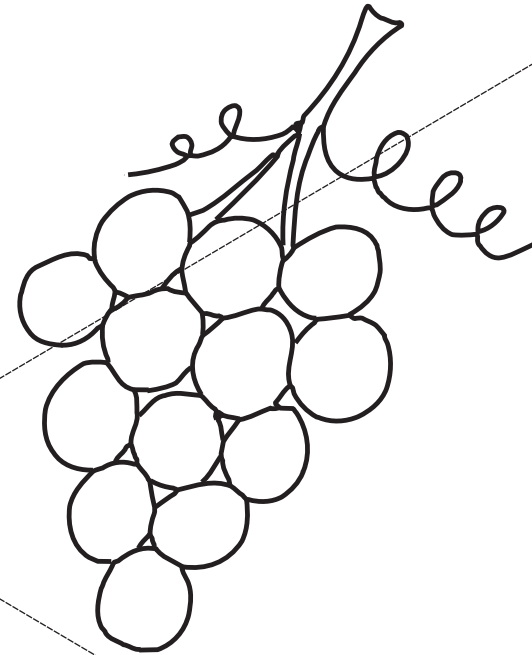



CONCEPTO: ENCIMA/DEBAJO. DIBUJA UNA MUÑECA ENCIMA DE LA SILLA Y UNA PELOTA DEBAJO.

NOMBRE:

EL BUS DE INFANTIL

FECHA:



COLOREAR, RECORTAR Y PEGAR